



UNIVERSITY PUBLIC SCHOOL, UNIVERSITY OF PESHAWAR


RESULT CHART

Class I Section A EXAMINATION Month March Year 2019-20

Class No	NAME	A/C.No	Attendance	Islamiyat		English		Urdu		Mathematics		G. Science		TOTAL 420	% age	Position	Remar
				Mid Term 10%	Final	Mid Term 10%	Final	Mid Term 10%	Final	Mid Term 10%	Final	Mid Term 10%	Final				
1	Abdur Rehman	5396	187/215	3	50	4	81	4	77	4	87	2	51	387	92%	4 th	P
2	Afnan Rasul	5572	179/215	2	51	4	86	4	80	5	72	3	50	377	90%	6 th	P
3	Arshad	5587	177/215	1	51	5	83	4	70	5	85	3	49	370	88%	10 th	P
4	Afaq Ahmad	5590	165/215	2	51	2	35	2	17	5	67	2	21	221	53%	24 th	P
5	Abid Latif	5514	186/215	1	51	1	14	1	10	4	64	1	19	176	42%	31 st	Fail
6	Altamash Khan	5580	168/215	2	48	2	11	1	5	4	70	1	11	165	39%	33 rd	Fail
7	Abdur Rehman	5505	183/215	2	50	2	42	3	50	4	61	2	27	259	62%	17 th	P

Prepared by:

Name Mrs BUSHRA Sign  Date 11-04-2020


Unit Incharge
11.3.2020


Principal



UNIVERSITY PUBLIC SCHOOL, UNIVERSITY OF PESHAWAR


RESULT CHART

Class I Section A EXAMINATION Month March Year 2019-20

Class No	NAME	A/C.No	Attendance	Islamiyat	English	Urdu	Mathematics	G. Science	TOTAL 420	% age	Position	Remar					
8	Asif shah	4758	175	Mid Term 10%	2	Mid Term 10%	2	Mid Term 10%	5	Mid Term 10%	1	217	52%	25 th	P		
				Monthly Test 5%	2	Monthly Test 5%	2	Monthly Test 5%	4	Monthly Test 5%	2						
				Final 52	36	Final 90	33	Final 90	25	Final 90	68					Final 52	28
				Total 60	40	Total 100	40	Total 100	(29)	Total 100	77					Total 60	31
9	Dayyan Badshah	5259	173	Mid Term 10%	2	Mid Term 10%	1	Mid Term 10%	2	Mid Term 10%	0	109	26%	37 th	Fail		
				Monthly Test 5%	3	Monthly Test 5%	1	Monthly Test 5%	1	Monthly Test 5%	2						
				Final 52	40	Final 90	13	Final 90	13	Final 90	18					Final 52	11
				Total 60	45	Total 100	(15)	Total 100	(15)	Total 100	(21)					Total 60	(13)
10	Faisal	5568	154	Mid Term 10%	1	Mid Term 10%	1	Mid Term 10%	4	Mid Term 10%	1	158	38%	35 th	fail		
				Monthly Test 5%	2	Monthly Test 5%	1	Monthly Test 5%	1	Monthly Test 5%	3					Monthly Test 5%	2
				Final 52	45	Final 90	17	Final 90	12	Final 90	52					Final 52	15
				Total 60	48	Total 100	(19)	Total 100	(14)	Total 100	59					Total 60	(18)
11	Hamid Fawad	5761	197	Mid Term 10%	3	Mid Term 10%	5	Mid Term 10%	5	Mid Term 10%	3	414	99%	1 st	*** P		
				Monthly Test 5%	5	Monthly Test 5%	5	Monthly Test 5%	5	Monthly Test 5%	5					Monthly Test 5%	5
				Final 52	51	Final 90	90	Final 90	90	Final 90	86					Final 52	51
				Total 60	59	Total 100	100	Total 100	100	Total 100	96					Total 60	59
12	Ibrarullah	5642	137	Mid Term 10%	1	Mid Term 10%	1	Mid Term 10%	4	Mid Term 10%	2	197	47%	29 th	PP		
				Monthly Test 5%	3	Monthly Test 5%	1	Monthly Test 5%	1	Monthly Test 5%	4					Monthly Test 5%	3
				Final 52	47	Final 90	23	Final 90	21	Final 90	60					Final 52	25
				Total 60	51	Total 100	(25)	Total 100	(23)	Total 100	68					Total 60	30
13	Ibrahim	5512	187	Mid Term 10%	3	Mid Term 10%	1	Mid Term 10%	5	Mid Term 10%	1	205	49%	28 th	PPP		
				Monthly Test 5%	4	Monthly Test 5%	2	Monthly Test 5%	3	Monthly Test 5%	3					Monthly Test 5%	3
				Final 52	50	Final 90	29	Final 90	20	Final 90	59					Final 52	20
				Total 60	57	Total 100	(32)	Total 100	(24)	Total 100	68					Total 60	24
14	Khizar Azlan	5553	178	Mid Term 10%	2	Mid Term 10%	1	Mid Term 10%	4	Mid Term 10%	2	163	39%	34 th	fail		
				Monthly Test 5%	3	Monthly Test 5%	2	Monthly Test 5%	2	Monthly Test 5%	5					Monthly Test 5%	2
				Final 52	50	Final 90	17	Final 90	12	Final 90	51					Final 52	10
				Total 60	55	Total 100	(20)	Total 100	(16)	Total 100	58					Total 60	(14)

Prepared by:

Name Mrs BUSHRA Sign  Date 11.04.2020


Unit Incharge
11.3.2020


Principal



UNIVERSITY PUBLIC SCHOOL, UNIVERSITY OF PESHAWAR

RESULT CHART

Class I Section A EXAMINATION Month March Year 2019-20

Class No	NAME	A/C.No	Attendance	Islamiyat	English	Urdu	Mathematics	G. Science	TOTAL 420	% age	Position	Remar	
15	M. Fahad	5805	202	Mid Term 10%	3	Mid Term 10%	Ab	Mid Term 10%	3	Mid Term 10%	5	Mid Term 10%	2
				Monthly Test 5%	5	Monthly Test 5%	4	Monthly Test 5%	3	Monthly Test 5%	5	Monthly Test 5%	4
				Final 52	50	Final 90	67	Final 90	43	Final 90	72	Final 52	46
				Total 60	58	Total 100	71	Total 100	49	Total 100	82	Total 60	52
16	M. Abubakar	5569	180	Mid Term 10%	2	Mid Term 10%	3	Mid Term 10%	2	Mid Term 10%	4	Mid Term 10%	2
				Monthly Test 5%	3	Monthly Test 5%	4	Monthly Test 5%	3	Monthly Test 5%	5	Monthly Test 5%	3
				Final 52	50	Final 90	69	Final 90	62	Final 90	80	Final 52	48
				Total 60	55	Total 100	76	Total 100	67	Total 100	89	Total 60	53
17	M. Zarban	5498	188	Mid Term 10%	1	Mid Term 10%	1	Mid Term 10%	1	Mid Term 10%	5	Mid Term 10%	1
				Monthly Test 5%	2	Monthly Test 5%	2	Monthly Test 5%	1	Monthly Test 5%	3	Monthly Test 5%	2
				Final 52	50	Final 90	31	Final 90	32	Final 90	51	Final 52	25
				Total 60	53	Total 100	34	Total 100	34	Total 100	59	Total 60	28
18	M. Danyal	5583	175	Mid Term 10%	3	Mid Term 10%	2	Mid Term 10%	3	Mid Term 10%	5	Mid Term 10%	2
				Monthly Test 5%	3	Monthly Test 5%	2	Monthly Test 5%	2	Monthly Test 5%	3	Monthly Test 5%	2
				Final 52	50	Final 90	53	Final 90	75	Final 90	70	Final 52	40
				Total 60	56	Total 100	57	Total 100	80	Total 100	78	Total 60	44
19	M. Zohaib	5615	172	Mid Term 10%	2	Mid Term 10%	2	Mid Term 10%	1	Mid Term 10%	5	Mid Term 10%	0
				Monthly Test 5%	2	Monthly Test 5%	2	Monthly Test 5%	3	Monthly Test 5%	4	Monthly Test 5%	3
				Final 52	44	Final 90	33	Final 90	18	Final 90	67	Final 52	22
				Total 60	48	Total 100	40	Total 100	22	Total 100	76	Total 60	25
20	M. Umar	5845	163	Mid Term 10%	2	Mid Term 10%	3	Mid Term 10%	3	Mid Term 10%	5	Mid Term 10%	2
				Monthly Test 5%	4	Monthly Test 5%	3	Monthly Test 5%	3	Monthly Test 5%	5	Monthly Test 5%	4
				Final 52	51	Final 90	68	Final 90	57	Final 90	84	Final 52	38
				Total 60	57	Total 100	74	Total 100	63	Total 100	94	Total 60	44
21	M. Shahsawar	5549	171	Mid Term 10%	2	Mid Term 10%	1	Mid Term 10%	1	Mid Term 10%	5	Mid Term 10%	1
				Monthly Test 5%	3	Monthly Test 5%	2	Monthly Test 5%	2	Monthly Test 5%	4	Monthly Test 5%	3
				Final 52	51	Final 90	20	Final 90	18	Final 90	62	Final 52	19
				Total 60	56	Total 100	23	Total 100	21	Total 100	71	Total 60	24

Prepared by:

Name Mrs BUSHRA Sign [Signature] Date 11.04.2020

[Signature]
Unit Incharge
11.3.2020

[Signature]
Principal



UNIVERSITY PUBLIC SCHOOL, UNIVERSITY OF PESHAWAR


RESULT CHART

Class I Section A EXAMINATION Month March Year 2019-20

Class No	NAME	A/C.No	Attendance	Islamiyat	English	Urdu	Mathematics	G. Science	TOTAL 420	% age	Position	Remarks					
22	M. Riyan	55613	174	Mid Term 10%	2	Mid Term 10%	2	Mid Term 10%	5	Mid Term 10%	1	226	54%	22 nd	P		
				Monthly Test 5%	3	Monthly Test 5%	2	Monthly Test 5%	3	Monthly Test 5%	4					Monthly Test 5%	3
				Final 52	50	Final 90	18	Final 90	40	Final 90	68					Final 52	23
				Total 60	55	Total 100	22	Total 100	45	Total 100	77					Total 60	27
23	Maarij	55443	137	Mid Term 10%	2	Mid Term 10%	2	Mid Term 10%	5	Mid Term 10%	2	236	56%	21 st	P		
				Monthly Test 5%	3	Monthly Test 5%	2	Monthly Test 5%	1	Monthly Test 5%	4					Monthly Test 5%	2
				Final 52	50	Final 90	32	Final 90	37	Final 90	58					Final 52	34
				Total 60	55	Total 100	36	Total 100	40	Total 100	67					Total 60	38
24	M. Muzamil	55484	176	Mid Term 10%	3	Mid Term 10%	5	Mid Term 10%	5	Mid Term 10%	3	413	98%	2 nd	Excl ***		
				Monthly Test 5%	4	Monthly Test 5%	5	Monthly Test 5%	5	Monthly Test 5%	5					Monthly Test 5%	5
				Final 52	51	Final 90	90	Final 90	90	Final 90	85					Final 52	52
				Total 60	58	Total 100	100	Total 100	100	Total 100	95					Total 60	60
25	M. Huzaiifa	55422	177	Mid Term 10%	2	Mid Term 10%	3	Mid Term 10%	5	Mid Term 10%	1	238	57%	20 th	P		
				Monthly Test 5%	4	Monthly Test 5%	2	Monthly Test 5%	2	Monthly Test 5%	5					Monthly Test 5%	3
				Final 52	50	Final 90	30	Final 90	37	Final 90	68					Final 52	24
				Total 60	56	Total 100	35	Total 100	41	Total 100	78					Total 60	28
26	Masab Afridi	5343	171	Mid Term 10%	3	Mid Term 10%	4	Mid Term 10%	3	Mid Term 10%	2	345	82%	12 th	P		
				Monthly Test 5%	4	Monthly Test 5%	4	Monthly Test 5%	4	Monthly Test 5%	5					Monthly Test 5%	4
				Final 52	51	Final 90	70	Final 90	62	Final 90	76					Final 52	48
				Total 60	58	Total 100	78	Total 100	69	Total 100	86					Total 60	54
27	M. Talha	5375	184	Mid Term 10%	2	Mid Term 10%	1	Mid Term 10%	5	Mid Term 10%	1	222	53%	23 rd	P		
				Monthly Test 5%	4	Monthly Test 5%	2	Monthly Test 5%	3	Monthly Test 5%	4					Monthly Test 5%	3
				Final 52	51	Final 90	25	Final 90	27	Final 90	70					Final 52	22
				Total 60	57	Total 100	28	Total 100	32	Total 100	79					Total 60	26
28	M. Sohail	5546	184	Mid Term 10%	3	Mid Term 10%	3	Mid Term 10%	5	Mid Term 10%	3	373	89%	8 th	P		
				Monthly Test 5%	4	Monthly Test 5%	4	Monthly Test 5%	4	Monthly Test 5%	5					Monthly Test 5%	5
				Final 52	50	Final 90	75	Final 90	81	Final 90	78					Final 52	49
				Total 60	57	Total 100	82	Total 100	89	Total 100	88					Total 60	57

Prepared by:

Name Mrs BUSHRA Sign  Date 11.04.2020


Unit Incharge
11.3.2020


Principal



UNIVERSITY PUBLIC SCHOOL, UNIVERSITY OF PESHAWAR

RESULT CHART

Class I

Section A

EXAMINATION

Month March

Year 2019-20

Class No	NAME	A/C.No	Attendance	Islamiyat	English	Urdu	Mathematics	G. Science	TOTAL 420	% age	Position	Remarks	
29	Mubashir Khan	5921	156	Mid Term 10%	2	Mid Term 10%	2	Mid Term 10%	2	Mid Term 10%	4	Mid Term 10%	1
				Monthly Test 5%	3	Monthly Test 5%	2	Monthly Test 5%	2	Monthly Test 5%	2	Monthly Test 5%	2
				Final 52	51	Final 90	21	Final 90	37	Final 90	20	Final 52	18
				Total 60	56	Total 100	25	Total 100	41	Total 100	26	Total 60	21
30	Noor Saman	5665	186	Mid Term 10%	3	Mid Term 10%	5	Mid Term 10%	4	Mid Term 10%	5	Mid Term 10%	3
				Monthly Test 5%	5	Monthly Test 5%	5	Monthly Test 5%	4	Monthly Test 5%	5	Monthly Test 5%	5
				Final 52	50	Final 90	85	Final 90	67	Final 90	77	Final 52	52
				Total 60	58	Total 100	95	Total 100	75	Total 100	87	Total 60	60
31	S. Huzefa Shah	5571	186	Mid Term 10%	2	Mid Term 10%	3	Mid Term 10%	3	Mid Term 10%	4	Mid Term 10%	3
				Monthly Test 5%	4	Monthly Test 5%	3	Monthly Test 5%	3	Monthly Test 5%	5	Monthly Test 5%	4
				Final 52	51	Final 90	76	Final 90	79	Final 90	81	Final 52	52
				Total 60	57	Total 100	82	Total 100	85	Total 100	90	Total 60	59
32	Shahzain Hayat	5568	185	Mid Term 10%	3	Mid Term 10%	5	Mid Term 10%	5	Mid Term 10%	5	Mid Term 10%	3
				Monthly Test 5%	5	Monthly Test 5%	5	Monthly Test 5%	5	Monthly Test 5%	5	Monthly Test 5%	5
				Final 52	51	Final 90	88	Final 90	86	Final 90	85	Final 52	49
				Total 60	59	Total 100	98	Total 100	96	Total 100	95	Total 60	57
33	Ubaidullah	5345	162	Mid Term 10%	3	Mid Term 10%	0	Mid Term 10%	1	Mid Term 10%	4	Mid Term 10%	1
				Monthly Test 5%	2	Monthly Test 5%	1	Monthly Test 5%	1	Monthly Test 5%	2	Monthly Test 5%	1
				Final 52	51	Final 90	11	Final 90	15	Final 90	46	Final 52	11
				Total 60	56	Total 100	12	Total 100	17	Total 100	52	Total 60	13
34	Wadan	5486	176	Mid Term 10%	3	Mid Term 10%	1	Mid Term 10%	2	Mid Term 10%	5	Mid Term 10%	1
				Monthly Test 5%	3	Monthly Test 5%	2	Monthly Test 5%	2	Monthly Test 5%	4	Monthly Test 5%	3
				Final 52	50	Final 90	29	Final 90	48	Final 90	71	Final 52	32
				Total 60	56	Total 100	32	Total 100	52	Total 100	80	Total 60	36
35	M. Umer	5670	173	Mid Term 10%	2	Mid Term 10%	4	Mid Term 10%	4	Mid Term 10%	5	Mid Term 10%	3
				Monthly Test 5%	5	Monthly Test 5%	4	Monthly Test 5%	3	Monthly Test 5%	4	Monthly Test 5%	4
				Final 52	51	Final 90	81	Final 90	84	Final 90	86	Final 52	44
				Total 60	58	Total 100	89	Total 100	91	Total 100	95	Total 60	51

Prepared by:

Name Mrs BUSHRA Sign [Signature] Date 11.04.2020

[Signature]
Unit Incharge
u.3.22

[Signature]
Principal



UNIVERSITY PUBLIC SCHOOL, UNIVERSITY OF PESHAWAR

RESULT CHART

Class I Section A EXAMINATION Month March Year 2019-20

Class No	NAME	A/C.No	Attendance	Islamiyat	English	Urdu	Mathematics	G. Science	TOTAL 420	% age	Position	Remar	
36	Zulqarnain	5799	151	Mid Term 10%	3	Mid Term 10%	4	Mid Term 10%	2	Mid Term 10%	5	Mid Term 10%	3
				Monthly Test 5%	4	Monthly Test 5%	5	Monthly Test 5%	2	Monthly Test 5%	5	Monthly Test 5%	5
				Final 52	51	Final 90	87	Final 90	36	Final 90	89	Final 52	52
				Total 60	58	Total 100	96	Total 100	40	Total 100	99	Total 60	60
									353	84%	11 th	P	
37	M. Khayam	5794	159	Mid Term 10%	3	Mid Term 10%	2	Mid Term 10%	2	Mid Term 10%	5	Mid Term 10%	1
				Monthly Test 5%	4	Monthly Test 5%	2	Monthly Test 5%	2	Monthly Test 5%	3	Monthly Test 5%	3
				Final 52	50	Final 90	34	Final 90	36	Final 90	63	Final 52	29
				Total 60	57	Total 100	40	Total 100	40	Total 100	71	Total 60	33
									241	57%	19 th	P	
				Mid Term 10%		Mid Term 10%		Mid Term 10%		Mid Term 10%		Mid Term 10%	
				Monthly Test 5%		Monthly Test 5%		Monthly Test 5%		Monthly Test 5%		Monthly Test 5%	
				Final 52		Final 90		Final 90		Final 90		Final 52	
				Total 60		Total 100		Total 100		Total 100		Total 60	
				Mid Term 10%		Mid Term 10%		Mid Term 10%		Mid Term 10%		Mid Term 10%	
				Monthly Test 5%		Monthly Test 5%		Monthly Test 5%		Monthly Test 5%		Monthly Test 5%	
				Final 52		Final 90		Final 90		Final 90		Final 52	
				Total 60		Total 100		Total 100		Total 100		Total 60	
				Mid Term 10%		Mid Term 10%		Mid Term 10%		Mid Term 10%		Mid Term 10%	
				Monthly Test 5%		Monthly Test 5%		Monthly Test 5%		Monthly Test 5%		Monthly Test 5%	
				Final 52		Final 90		Final 90		Final 90		Final 52	
				Total 60		Total 100		Total 100		Total 100		Total 60	

Prepared by:

Name Mrs BUSHRA Sign [Signature] Date 11.04.2020

[Signature]
Unit Incharge
11.3.20

[Signature]
Principal