

# ONLINE ADMISSIONS MANUAL, FALL 2025






Admission URL: <http://www.uop.edu.pk> OR Scan QR-Code



- Go to University of Peshawar website or scan QR code. The below given page will open:



## Create Your Account


	Email/Contact/CNIC or Username
	Full Name
	Enter Valid Contact Number (923018857462)
	Password (min 8 characters)
	Confirm Password
<a href="#">Create Account</a>	

Already have an account?

[Sign In](#)

- Create your account by entering valid information.  
**IMPORTANT NOTE: Provide valid Mobile No and Email Address for ALL FUTURE CORRESPONDENCES**
- A text SMS will be sent to your provided contact number with Username and Password for record.

- Login via your username and password.



**Welcome**

SIGN IN

No account? [Sign up now](#)

- On successful login, the following Dashboard will appear showing active Admission Cycles. Click the Degree Program Name to which you desire to apply.

**Note: “Apply Now” button will only be displayed when the admission Cycle is Open**

ONLINE REGISTRATION FORM
WELCOME, STUDENT NAME [LOGOUT](#)

**UNIVERSITY OF PESHAWAR**  
Ph: 091-9216701 | <http://www.uop.edu.pk>

ADMISSION FORM

AVAILABLE PROGRAMS


#	Program	Last Date	Action
1	Undergraduate (BS) Degree Program	11 Aug. 2025	<div style="background-color: #2c3e50; color: white; padding: 5px; border: 2px solid #007bff;">Apply Now</div>

YOUR APPLICATIONS

#	Form No	Applied Date	Program(s)	Payment	Status	Actions

- Next, the following page will open:

[LOGOUT](#)  
 WELCOME STUDENT NAME



UNIVERSITY OF PESHAWAR  
 Ph# 091-9216701, <http://www.uop.edu.pk>

**Undergraduate (BS) Degree Program**  
**ADMISSION FORM**

**Time Left**  
 41d 4h 6m 41s

---

**STEP 1 → PERSONAL INFORMATION**

**Name\***

**Father's Name\***

**Nationality**

**Email**

**Province**

**Domicile\***

**Mailing Address\***

**Do you want hostel facility?**

**Date of Birth\***

**Religion**


**CNIC/Form-B\***

**Hafiz Quran**

**Contact #\***

**Gender**

No file chosen



Picture must be maximum of 1 MB and of Passport size with light blue background. Only JPG/PNG formats allowed

Previous


Instruction:- Steric (\*) fields are mandatory.

Save and Next

- Enter your PERSONAL INFORMATION. The fields with (\*) are mandatory
- Upload your recent Passport size photo with a size less than 1MB
- Click *Save and Next* button

- Next, the following page will open:

[LOGOUT](#)  
 WELCOME STUDENT NAME



UNIVERSITY OF PESHAWAR

Ph# 091-9216701, <http://www.uop.edu.pk>

## Undergraduate (BS) Degree Program ADMISSION FORM

---

**STEP 2 → QUALIFICATION**

**Note:**

- Please enter your FA/ F.Sc or equivalent marks in below section.
- If your FA/ F.Sc or equivalent result is not declared, you can apply on first year marks details.

S.No	Qualifications*	Board / University *	Passing Year *	Obtain Marks/CGPA *	Total Marks/CGPA *
1	F.Sc. (Pre-Medical) ▼	--select Board/University-- ▼	2025 ▼	0	0

Previous

Instruction:- Steric (\*) fields are mandatory.

Save and Next

Note: For admission related details, such as Eligibility, Number of Seats, Fee Structure, Admission Schedule, etc., please download Brochure from <http://www.uop.edu.pk>

- Enter your qualification details, starting from SSC followed by the HSSC
- Click *Save and Next* button

- Next, the following page will open:



## UNIVERSITY OF PESHAWAR

Ph# 091-9216701, <http://www.uop.edu.pk>

### Undergraduate (BS) Degree Program ADMISSION FORM

#### STEP 3 → SELECT PROGRAM

Note:

1. Choose Program and Quota very carefully, Once selected, it cannot be changed in any case.
2. In case an applicant is applying for BS History, BS Political Science, BS Economics, BS Education, BS Geography and BS Psychology, he/ she may provide the relevant subject marks in their intermediate examination, if studied.

Preference No	Program Name	Studied Relevant Subject	Relevant Subject Obtain Marks	Total Subject Marks
1	LLB	Law Admission Test (LAT)	60	100
2	BS English & Applied Linguistics	--select Relevant Subject--	0	0
3	Pharm-D	--select Relevant Subject--	0	0
4	BS Psychology	Psychology	75	100

Quota/Reserved Seat(s) (Please specify if any)

☐ Open Merit 
 ☐ Sports Quota 
 ☐ Pharmacist Quota 
 |

Previous

*Instruction:- Steric (\*) fields are mandatory.*

Save and Next

Activ  
Go to :

- Select program name from drop down menu. For undergraduate admissions, an applicant can choose up to four programs to apply
- For program where RELEVANT SUBJECT field is activated, enter relevant marks details
- For LLB program, applicants shall enter LAT result details
- Select relevant quota from drop down menu
- Click *Save and Next* button

- Next, the following page will open with application details



**UNIVERSITY OF PESHAWAR**  
Ph: 091-9216701 | <http://www.uop.edu.pk>

**Undergraduate (BS) Degree Program  
ADMISSION FORM**

**Form No: 24476**

[Login](#)  
 Welcome Student Name

---

**Application Information**

Program Applied	- LLB - BS English & Applied Linguistics - Pharm-D - BS Psychology
Quota Applied	Open Merit, Sports Quota, Pharmacist Quota

**Personal Information**

Full Name	Student Name	Student Form-B/CNIC	66666-666666-6
Father's Name	Father Name	Gender	Male
Date of Birth	01-Jul-2000	Nationality	Pakistani
Province	Khyber Pakhtunkhwa	Domicile	Peshawar
Religion	Muslim	Contact Number	928888888888
Postal Address	Home		

**Academic Qualification**

Sr. No	Degree/Certificate	Obtained Marks	Total Marks	Percentage
1	F.Sc. (Pre-Medical)	900.00	1200.00	75.00

**Important Instructions**

1. Dear Applicant, Review your Application very carefully for any mistakes especially your NATIONALITY, PROGRAM, QUOTA, DOMICILE, PREFERENCE and MARKS
2. Once your application is submitted, you will not be able to change/ update any information.

**Declaration**

☐ I solemnly declare that I have not concealed any information and in case of any forged information/documents the university has the right to cancel my admission or take any legal action as per the university rules and regulations.

← Previous
\* Static fields are mandatory
✓ Submit Form

Note: For admission related details, such as Eligibility, Number of Seats, Fee Structure, Admission Schedule, etc., please download Brochure from <http://www.uop.edu.pk>

- Read the application form carefully for any possible mistake(s)
- Read the important instructions for smooth admission process
- Click/Check Declaration
- Click *Save and Next* button

- Next, the following acknowledgment page will open with payment details:

[Logout](#)

## Acknowledgment of Online Admission Application Submission


Dear **Student Name**, Your online admission Application Form Number: **24476** has been successfully submitted. Please deposit the Admission Processing Fee against Challan No. **1000470829091036656** on or before **Monday, August 11, 2025**, via **1-Bill Voucher/ Challan** using any mobile banking application (including Easypaisa, Jazz Cash, UBL Omni etc.)

Thank you for applying to the UNIVERSITY OF PESHAWAR.

[Go to My Application](#)

- Click *Go to My Application* button. It will open the Dashboard

ONLINE REGISTRATION FORM
WELCOME, YASIR SHAHZAD [LOGOUT](#)



**UNIVERSITY OF PESHAWAR**  
Ph: 091-9216701 | <http://www.uop.edu.pk>

## ADMISSION FORM

🎓
AVAILABLE PROGRAMS

#	Program	Last Date	Action
1	Undergraduate (BS) Degree Program	11 Aug, 2025	<a href="#">Apply Now</a>

📄
YOUR APPLICATIONS

#	Form No	Applied Date	Program(s)	Payment	Status	Actions
1	24473	01 Jul, 2025	1. BS Archaeology 2. BS Social Work 3. BS English & Applied Linguistics 4. BS Criminology	1000470829091036653	PAID	<a href="#">Print</a>
2	27509	08 Jul, 2025	1. BS Business Intelligence and Analytics 2. BS International Relations 3. BS Doctor of Optometry 4. BS in Cyber Security	1000470829091039210	UnPaid	<a href="#">View</a>

How to Pay online via 1-Bill Challan/ Invoice

You can pay the challan fee online via any banking app. Some video tutorials are as follows:

1. Via Easypaisa: [Watch Tutorial](#)
Activate Windows  
Go to Settings to activate Windows

- On dashboard, list of applications to a program(s) with payment status are provided. If the application status is incomplete, you can click View to edit and complete it.
- For online payment, view 1-Bill online payment tutorials are provided here.

**NOTE: For more than 4 programs, you need to APPLY NOW again and choose 4 more programs to apply. You will be required to submit separate processing fees.**